

Dear Customer,

We are pleased to send the Internet Banking User-ID and password in this mailer. Kindly follow the steps to generate StarToken PIN and to use Internet Banking:

1. Please visit our website <http://www.boi.com.sg>

2. Click on the "New Internet Banking-Login"- Icon



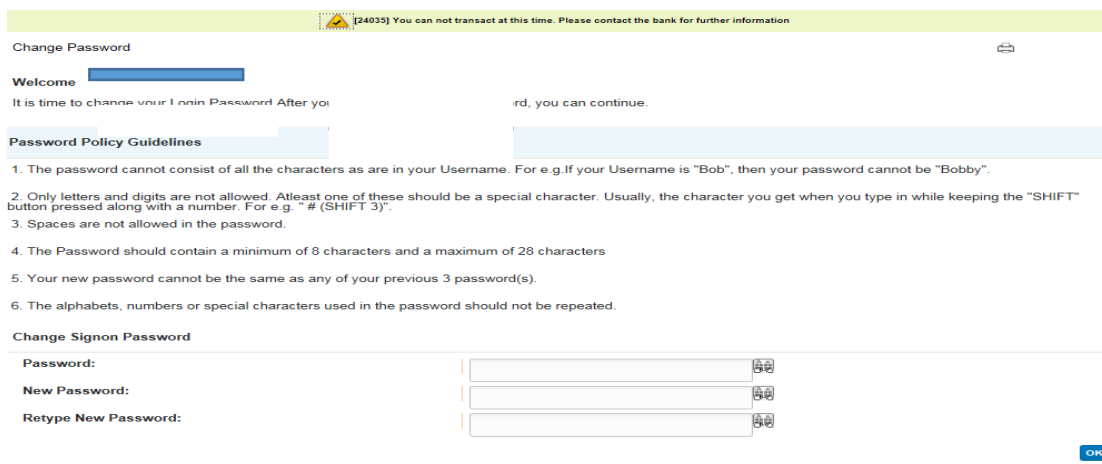
3. Please enter the User ID and Password provided in Pin Mailer.



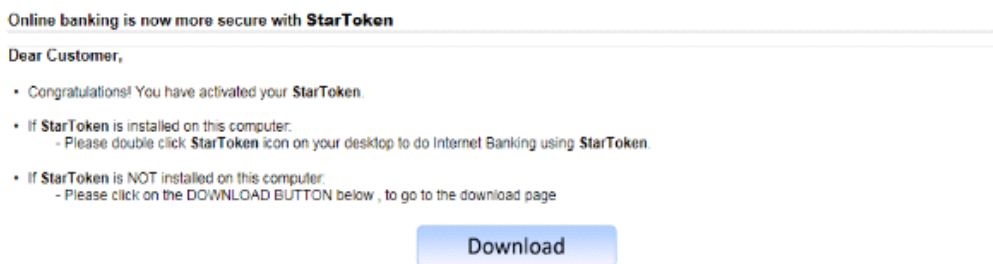
4. System shows the e-agreement form, please click on the agree button to continue.



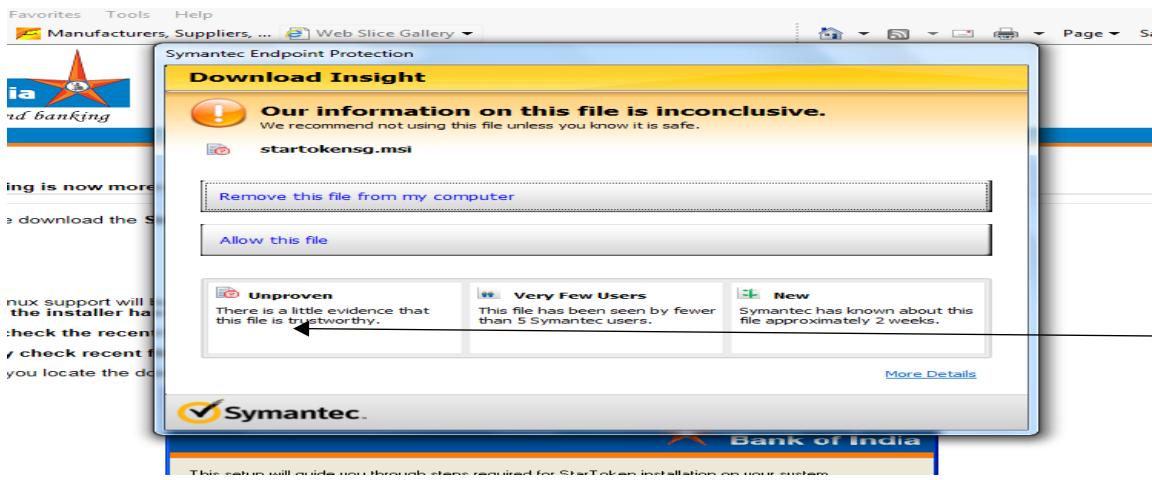
5. Once agreed, System will prompt you to change IB Password.



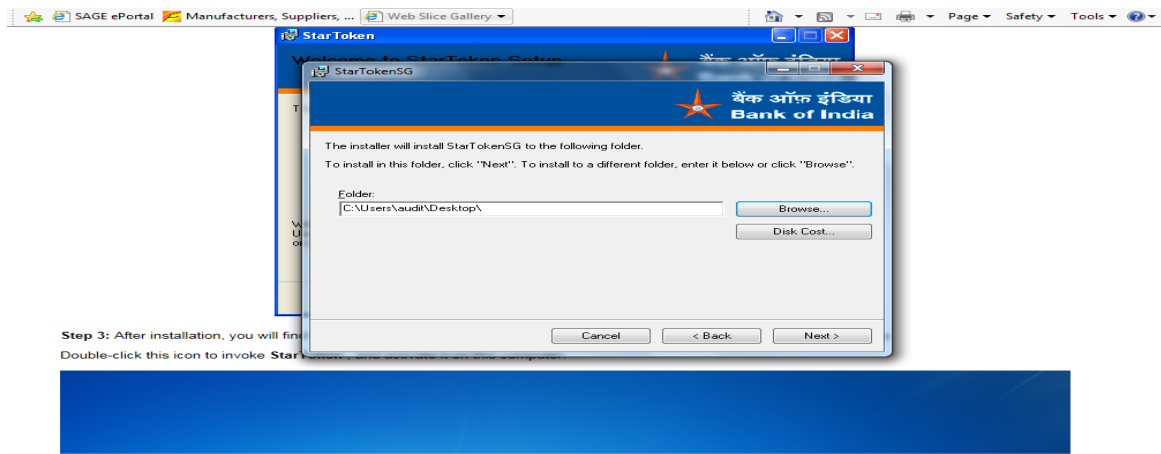
6. System then prompts installation of Star-token application for first time, please click Download.



The system will show you step by step process for downloading and installation of StarToken. Please select "Save As" option to save the StarToken icon on Desktop. System will prompt with the below screen. Click on 'Allow this file' option.



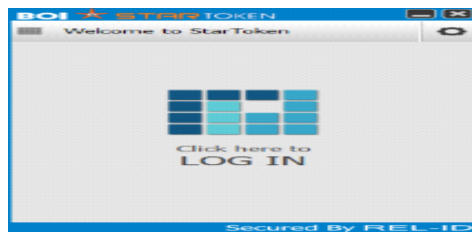
Click on the 'Browse' button to save the 'StarToken' icon on the Desktop.



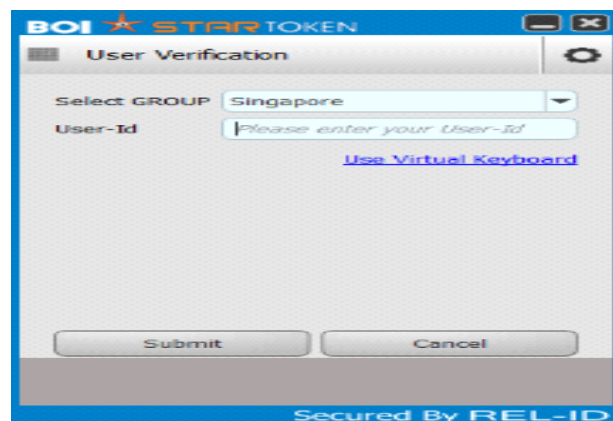
7. On completion of the Star token installation, please close the screen.
8. Click on the Star-Token Icon on desktop



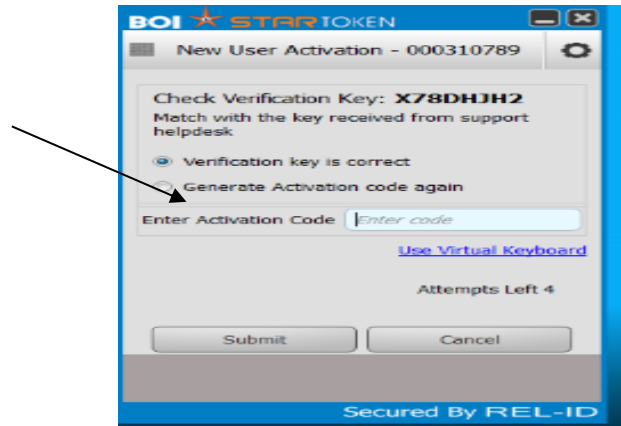
9. Click on the "LOG IN" option as seen below



10. Enter the User ID provided in the Pin mailer.



11. Choose "Generate Activation Code Again" Option

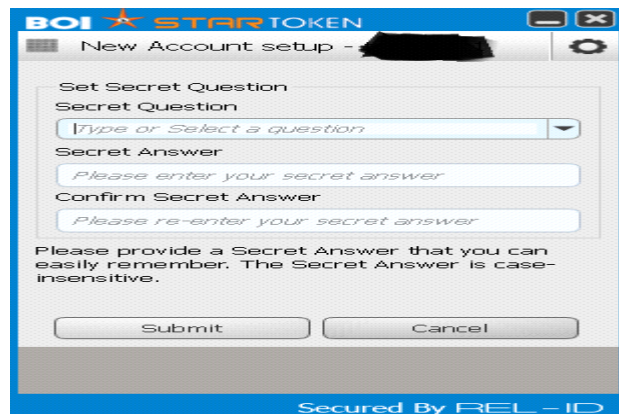


12. You will receive VERIFICATION KEY and ACTIVATION CODE on your mobile phone.

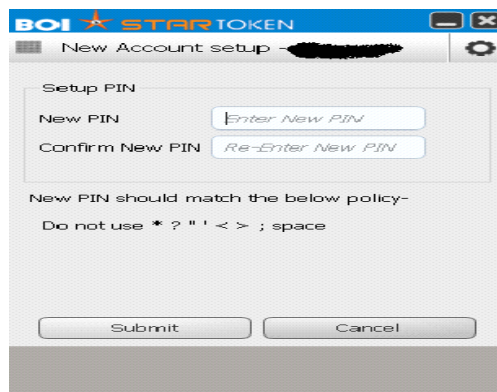
13. Please check that the **VERIFICATION KEY** on your mobile phone tallies with that as shown on the computer screen. Please enter the **ACTIVATION CODE** received on Mobile phone.

14. Once the Activation Code is input, system will display Secret Question.

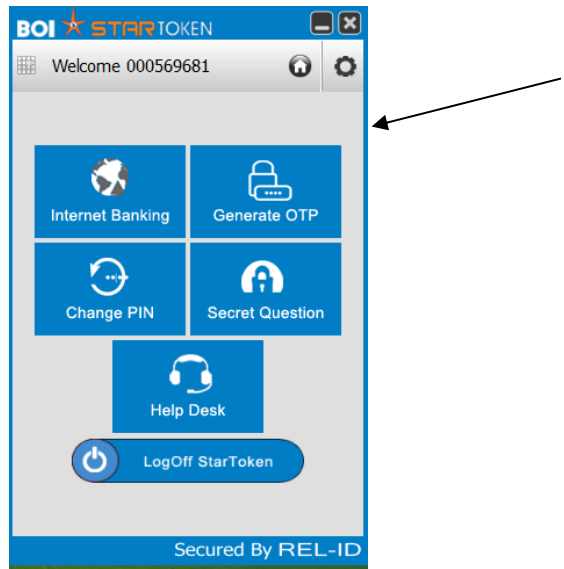
15. Choose one question and input the Answer and SELECT "submit" option --- this will be utilized for accessing IB on other PCs.



16. Now enter a new pin and confirm the same for Star-Token and click submit button.



17. The following screen appears, click on Internet Banking and you will be directed to the IB Screen.



18. The IB login-ID is prepopulated from Star-token screen, please enter the new password which you had changed under "**Point 5**".

### Log in to Internet Banking

User ID\*

Password\*

Default Login Page:

Dashboard

[Log In](#)

[Process Flow](#) | [StarToken FAQ](#) | [StarToken Demo](#) | [IB FAQ](#) | [Disclaimer](#)  
[Retail Forms](#) | [Corporate Forms](#) | [Terms&Conditions](#) | [Guide to Safe Internet Banking](#)

19. You can start viewing your account details.

20. Use Logout button given on the top of the First page.